





Legend:

-  City Limits
-  Potential Annexation Area
-  Water
-  Stream/River

CITY OF MILTON
 MAP INTRO-1 URBAN
 GROWTH AREA (2014)



1 inch = 1,200 feet

